



Pupil Accommodation Committee (PAR) Public Meeting #3

- Review Accommodation Options**
- Receive Community Input**

March 26, 2009

Rooted in Faith, Hope and Love



**SIMCOE MUSKOKA CATHOLIC
DISTRICT SCHOOL BOARD**

Pupil **A**ccommodation **R**evue **Orillia**

1st Public Meeting = February 9, 2009 @ Monsignor Lee

- **Describe Mandate & Process for the PAR**
- **Provide Public with preliminary data & issues to be addressed**
- **Explain the School Valuation Framework**

2nd Public Meeting = February 24, 2009 @ Notre Dame

- **Presentation of draft school-specific valuation reports**
- **Receive community input**



3rd Public Meeting = March 26, 2009 @ Guardian Angels

- **Presentation of Accommodation Options to be considered**
- **Receive community input**

4th Public Meeting = April 27, 2009 @ St. Bernard's

- **Presentation of draft School Valuation Report & Recommendations**
- **Receive community input**



ALTERNATE ACCOMMODATION PLANS

- **OPTION 1: REPLACE/REBUILD MLE, GAN, & SBE ON EXISTING SITES**
 - **STATUS QUO FOR FOL & NOD SCHOOL BUILDINGS**

- **OPTION 2: REPLACE/REBUILD SBE ON EXISTING SITE**
 - **CLOSE GAN**
 - **REPLACE/REBUILD ON EXISTING MLE SITE & CONSOLIDATE GAN & MLE COMMUNITIES**
 - **STATUS QUO FOR FOL & NOD SCHOOL BUILDINGS**

- **OPTION 3: REPLACE/REBUILD SBE ON EXISTING SITE**
 - **CLOSE GAN**
 - **CLOSE MLE**
 - **BUILD NEW SCHOOL ON ALTERNATE SITE & CONSOLIDATE MLE & GAN SCHOOL COMMUNITIES**
 - **STATUS QUO FOR FOL & NOD SCHOOL BUILDINGS**



Pupil **A**ccommodation **R**evue **Orillia**

WHY?

INITIAL BOARD REPORT

- On November 5, 2008, the Board approved the formation of a Pupil Accommodation Committee for the Orillia Area Catholic Elementary Schools.
- There are several reasons why an elementary school accommodation review was initiated in the Orillia Area:
 - Reorganization of the schools could enhance program and learning opportunities for students
 - Retrofitting learning spaces may be cost prohibitive
 - Significant costs in building maintenance or in need of major capital improvements
 - Safety concerns within the schools in the review area
 - Consolidation is in the best interest of the overall school system
 - Changing enrolment within the review area



Policy LE-14: APPENDIX #2

- 1. Does the school or group of schools currently provide the range of mandatory programs required to meet the Ministry of Education policies and ensure program quality for all the students of the Board who reside in the catchment area?**
- 2. Does the school or group of schools currently provide the range of optional programs required to ensure an appropriate education and program quality for all the students? What optional programs cannot be offered currently that are available in other schools of the Board?**
- 3. Is the operation of the schools or size of schools supported by the funding guidelines of the funding model or are there other sustainable sources of revenue to support the operation?**



Policy LE-14: APPENDIX #2

4. **Do enrolment projections and development plans indicate that the enrolments will be high enough for the next five years to keep the current organization educationally and financially viable?**
5. **Is there a proposed organization of all or some of the existing schools that could result in each remaining school being able to provide the range of; mandatory programs required to meet the Ministry of Education policies, optional programs required to ensure an appropriate & equitable education for the students?**
6. **Can the proposed school organization result in an equivalent or improved environment for the students from a health and safety perspective?**



Pupil **A**ccommodation **R**evue **Orillia**

WHAT?

PAC MANDATE & RESPONSIBILITY

- **With School Valuation as its focus, the PAC will study, report & make recommendations on accommodation options respecting the Orillia Area group of schools under review.**
- **The PAC will be responsible for;**
 - **Customizing the School Valuation Framework;**
 - **Representing the interests of the school and providing input; both as individual members & as a Committee;**
 - **Attending Working Group & Public Meetings;**
 - **Receiving & analyzing public input from community consultation;**
 - **Providing a final School Valuation Report with Recommendations to the Board.**
- **The work of the PAC will end once the Committee submits the PAC School Valuation Report to the Board.**



HANDOUT INFORMATION

- ✓ **AGENDA / PRAYER**
- ✓ **PRESENTATION**
- ✓ **GLOSSARY OF TERMS**
- ✓ **IMPACT INFORMATION**
- ✓ **ACCOMMODATION OPTIONS**
- ✓ **COMMENT SHEETS**



Pupil Accommodation Review




Orillia

Home | Site Map | School Directory | Contact Us | Frequently Asked Questions | Search

Go

WEB-SITE

- PLEASE VISIT OUR WEB-SITE:
- www.smcdsb.on.ca
- Under the 'COMMUNITY' Section




Home | Parents | Students | Community | Our Board | Careers | Media | Links | Employees

PUPIL ACCOMMODATION

[Simcoe Muskoka Catholic District School Board](#) » [Community](#) » Pupil Accommodation

Community

- [Pupil Accommodation](#)
- [Orillia Area](#)
- [Ministry of Education Information](#)
- [Board Policy](#)



What is a Pupil Accommodation Review?

A Pupil Accommodation Review is a formal process, following Ministry of Education guidelines, which helps us evaluate and review how we accommodate students in our schools. This process assists us with planning so that we can best meet the needs of our students and parents now and in the future.

Involvement from members of the community is a critical part of the review process. We encourage those who are interested in this process to visit this section of our website often to get the latest updates and to find out about opportunities for public consultation.

Orillia Area Elementary School Accommodation Review

Currently we are conducting an accommodation review for the Orillia area. Schools in this area include Notre Dame, Monsignor Lee, Guardian Angels, St. Bernard's and Foley Catholic.



PART I:

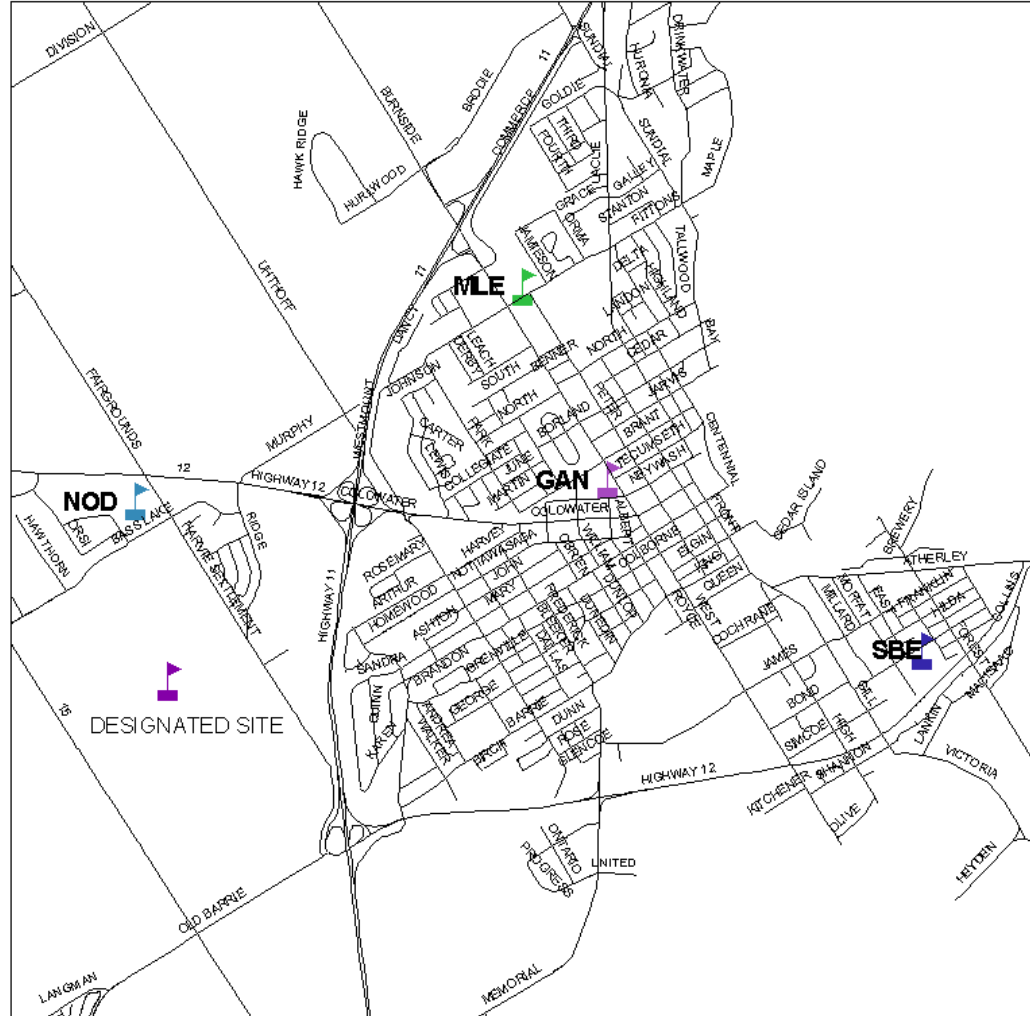
SCHOOL PROFILES

- ✓ **FOLEY CATHOLIC (FOL)**
- ✓ **GUARDIAN ANGELS (GAN)**
- ✓ **MONSIGNOR LEE (MLE)**
- ✓ **NOTRE DAME (NOD)**
- ✓ **ST. BERNARD'S (SBE)**



ORILLIA CATHOLIC SCHOOLS LOCATION MAP

LOCATIONS OF CATHOLIC ELEMENTARY SCHOOLS IN ORILLIA



Legend

- Roads
- ▲ GUARDIAN ANGELS SCHOOL
- ▲ MONSIGNOR LEE SCHOOL
- ▲ NOTRE DAME SCHOOL
- ▲ ST. BERNARD'S SCHOOL

N

0 0.25 0.5 1 1.5 Kilometers

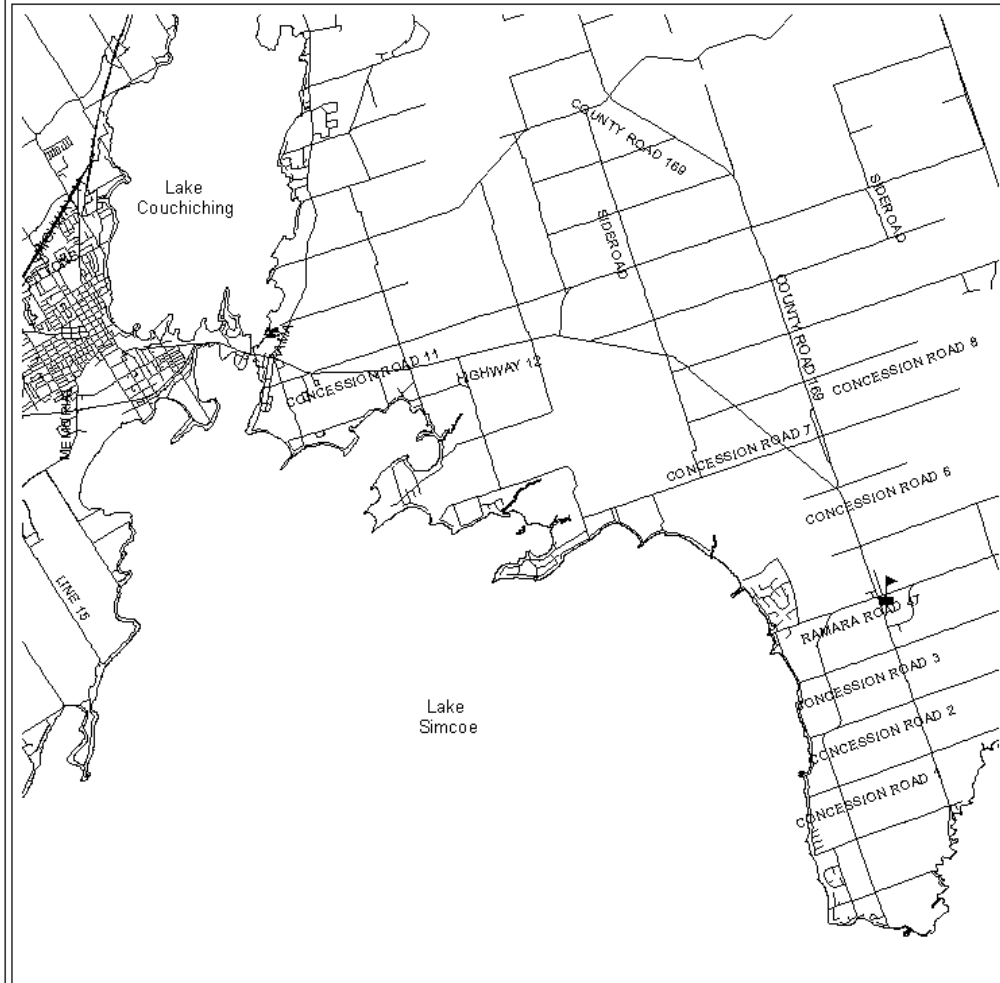


Catholic Elementary Schools in Orillia
Updated as of: September 28, 2006




This map was prepared by the Catholic Education Conference of Ontario (CECO) in cooperation with the Simcoe Muskoka Catholic District School Board. It is not intended to be used as a legal document. For more information call 705-709-9800 or visit our website at www.cecoco.org


FOLEY CATHOLIC LOCATION MAP

Foley Catholic School
2162 Concession Road 4,
Brechin, Ontario L0K 1B0
(705) 484-5940



Legend

-  Foley C. S.
-  Roads
-  Municipal Boundaries

This map is for informational purposes only and does not constitute a contract or warranty. The County of Simcoe, Conservation Authority of Simcoe and Hydro One Networks Inc. are not responsible for any errors or omissions. This map is a product of the County of Simcoe and the Simcoe Authority of Regional Services. Copyright © Simcoe County 2004. This map is a digital product. For more information call (705) 484-5940 or visit our website at www.lsc.ca

Updated as of: July 31, 2004

Pupil Accommodation Review 
Orillia

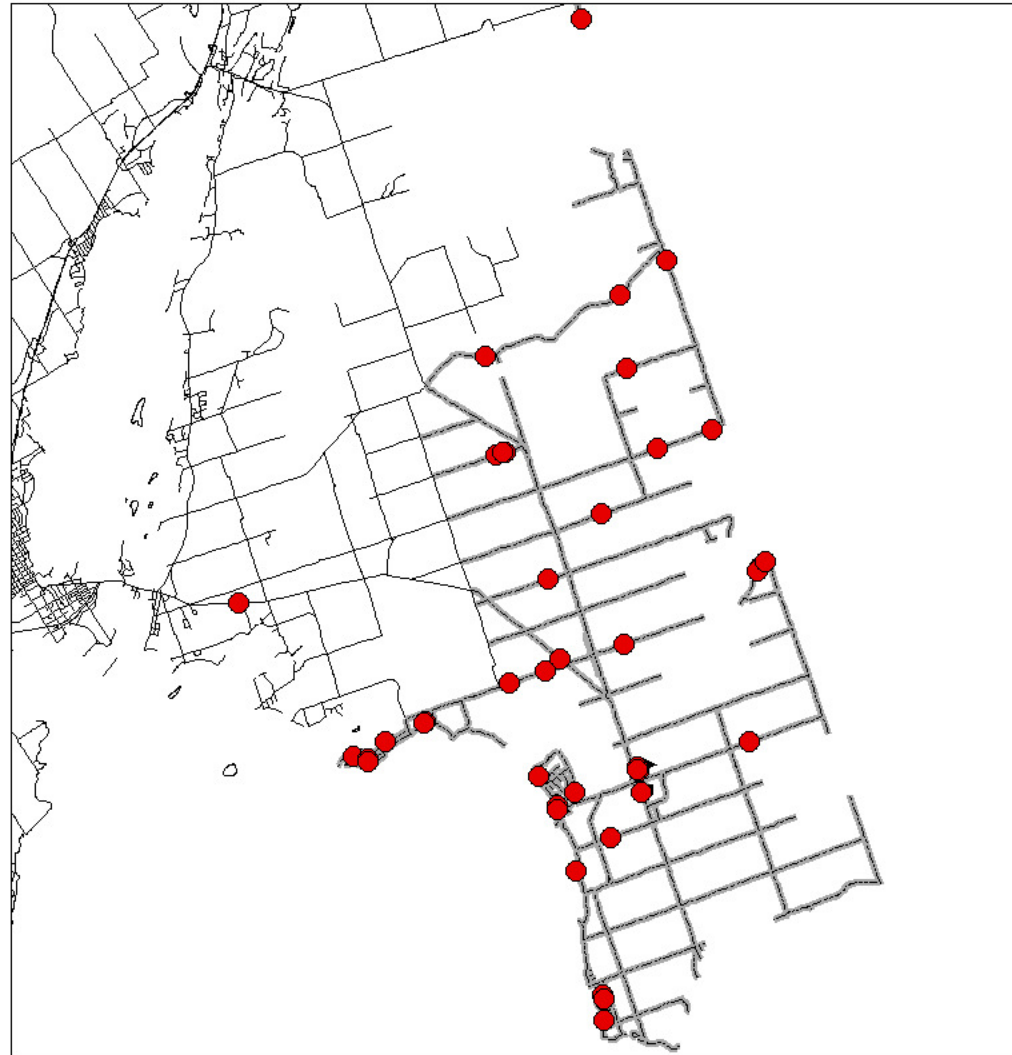
FOLEY CATHOLIC



FOLEY

BOUNDARY & PUPIL DISTRIBUTION

FOLEY STUDENT LOCATIONS



Legend

- Geocoding_Result
- ▣ Foley School
- Roads
- ▬ Foley Boundary



Foley Student Locations
Updated as of: February 3, 2009
Student Data as of: October 31, 2008



The map, data and other information provided is for informational purposes only. It is not intended to be used as a substitute for professional advice. The user assumes all responsibility for the use of the information provided. The user agrees to hold the District Schools Board harmless for any and all claims, damages, losses and expenses, including reasonable attorneys' fees, that may be incurred by the user as a result of the use of the information provided.

Pupil Accommodation Review



GUARDIAN ANGELS



GUARDIAN ANGELS

BOUNDARY & PUPIL DISTRIBUTION

GUARDIAN ANGELS STUDENT LOCATIONS



Legend

- Guardian Angels School
- Roads
- Guardian Angels Boundary
- GAN Student Locations

N

0 0.15 0.3 0.6 Kilometers



Guardian Angels Student Locations
Updated as of: February 3, 2009
Student Data as of: October 31, 2008

The map, tables and data in this report were prepared by the Guardian Angels School Board. The data was collected from the Guardian Angels School Board. The data was collected from the Guardian Angels School Board. The data was collected from the Guardian Angels School Board.

Pupil Accommodation Review

Orillia

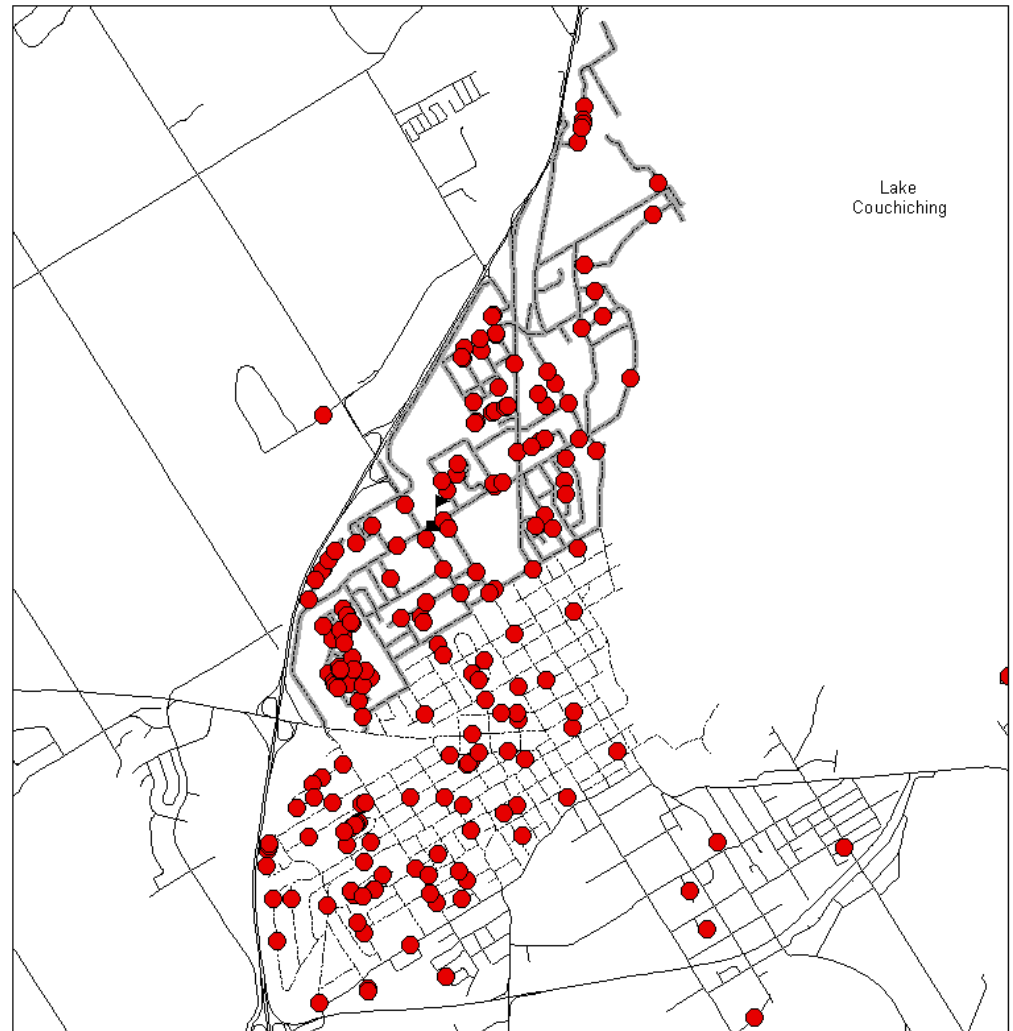
MONSIGNOR LEE



MONSIGNOR LEE

BOUNDARY & PUPIL DISTRIBUTION

MONSIGNOR LEE STUDENT LOCATIONS



Legend

- Monsignor Lee School
- Roads**
- Roads
- Monsignor Lee Boundary
- Guardian Angels Boundary
- MLE Student Locations

N

0 0.25 0.5 1 Kilometers

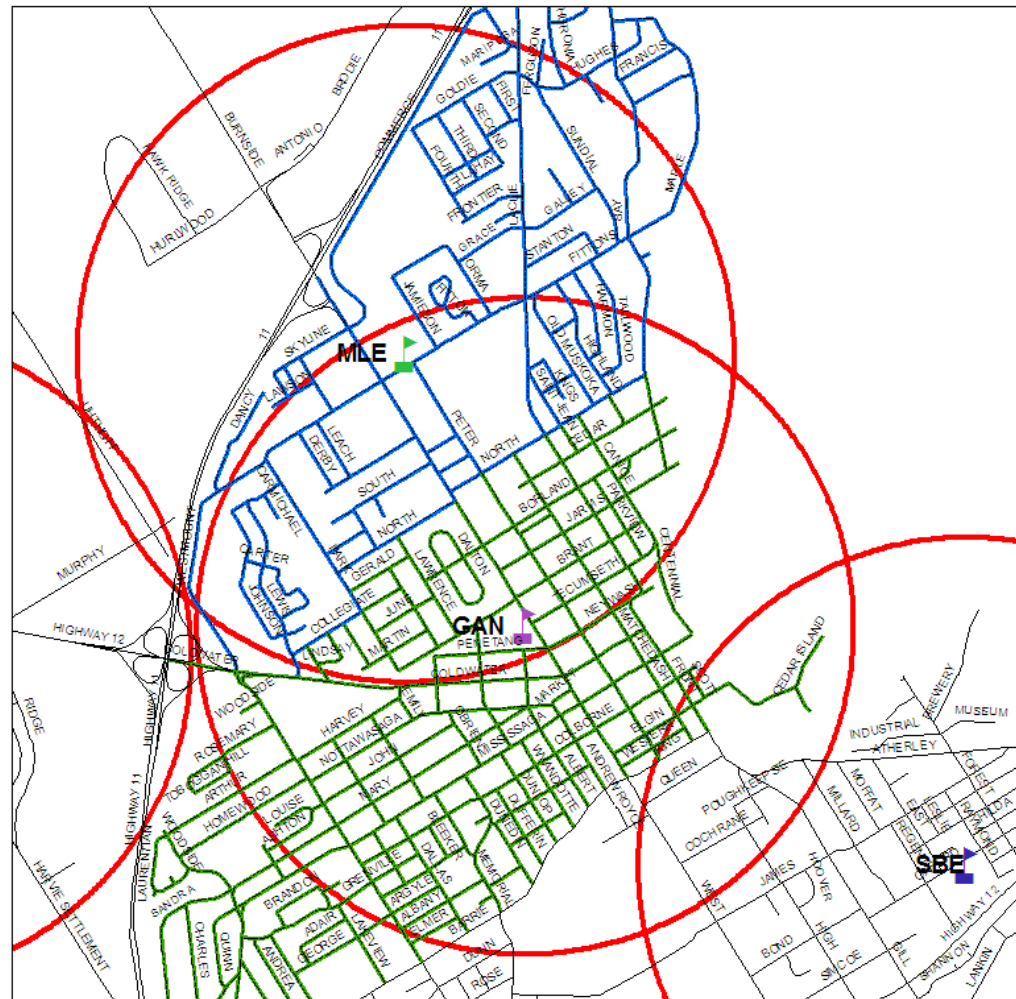


Monsignor Lee Student Locations
Updated as of: February 3, 2009
Student Data as of: October 31, 2008

The logo for the District of Viceroy Council, featuring a globe and the text 'DISTRICT OF VICEROY COUNCIL'.

URBAN WALK ZONES

1.6 KM BUFFER AROUND SCHOOLS



<p>Legend</p> <ul style="list-style-type: none"> Guardian Angels School Monsignor Lee School Notre Dame School St. Bernard's School Roads Guardian Angels Monsignor Lee 1.6 KM Buffer 	<p>N</p>	<p>1.6 km Buffer Around Schools Updated as of: October 20, 2006</p>
<p>0 0.15 0.3 0.6 0.9 Kilometers</p>	<p>The responsibility for this information is shared by the City of Regina and the Saskatchewan Department of Education. Copyright: City of Regina. Local Representative School Corporation © 1997-2006. Product of the Regina School Board. Printed in Regina, Saskatchewan. This map is not a legal survey. For more information call (306) 766-9292 or visit the website at www.cityofregina.ca</p>	

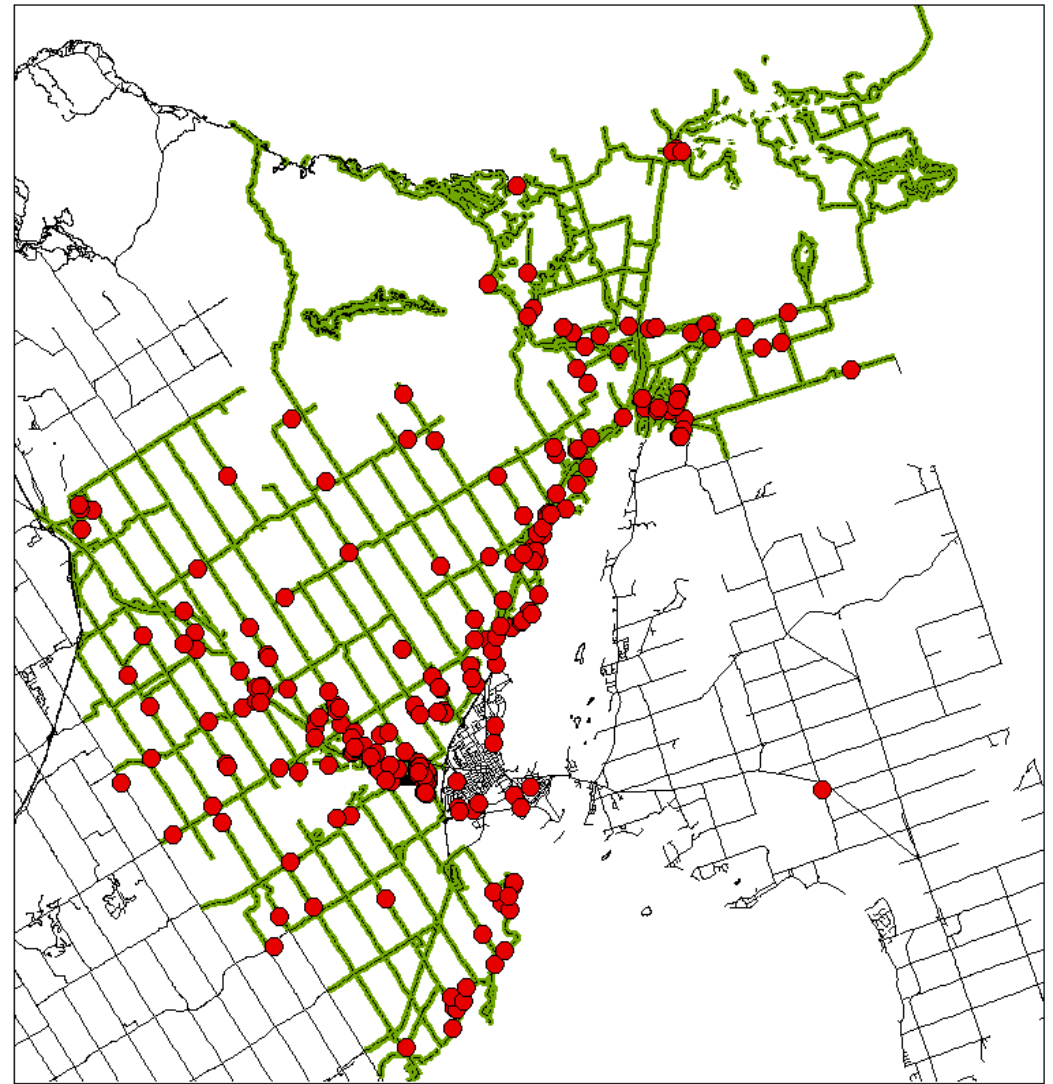
NOTRE DAME









NOTRE DAME


BOUNDARY & PUPIL DISTRIBUTION

NOTRE DAME STUDENT LOCATIONS



Legend


- | | | | |
|---|---------------------------------|---|-------------------------------|
|  | Notre Dame School |  | Roads |
|  | NOD Student Locations (Simcoe) |  | Notre Dame Boundary |
|  | NOD Student Locations (Muskoka) |  | Notre Dame Boundary (Muskoka) |

 Kilometers
0 1 2 4



Notre Dame Student Locations
Updated as of: February 3, 2009
Student Data as of: October 31, 2008



 This map is for informational purposes only. It is not intended to be used as a legal document. The map is based on data provided by the Sixteen Mile Creek Catholic District School Board. The map is not a guarantee of accuracy. The map is subject to change without notice. © 2009 Sixteen Mile Creek Catholic District School Board.

Pupil **A**ccommodation **R**evue **Orillia**

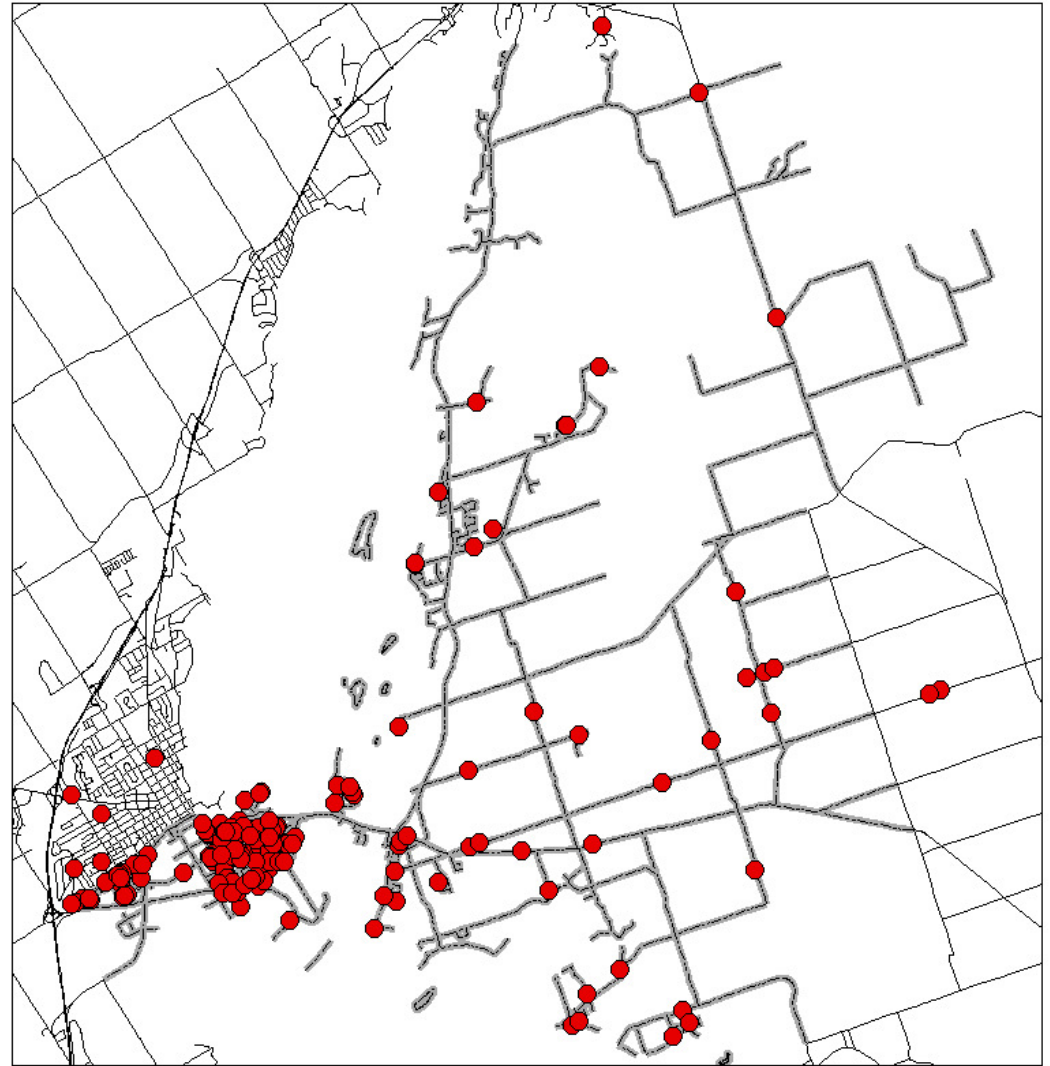
ST. BERNARD'S



ST. BERNARD'S

BOUNDARY & PUPIL DISTRIBUTION

ST. BERNARD'S STUDENT LOCATIONS



Legend

- St. Bernard's School
- Roads
- St. Bernard's Boundary
- SBE Student Locations



0 0.5 1 2 Kilometers



St. Bernard's Student Locations
Updated as of: February 3, 2009
Student Data as of: October 31, 2008

The map of Ontario is a small graphic showing the province's outline. To its right is a block of small text containing copyright and disclaimer information.

SCHOOL FACTS

EXISTING SCHOOL	ENROLMENT (FTE)	ENROLMENT (Bodies)	SCHOOL CAPACITY (OTG)	% CAPACITY (FTE/OTG)	# PORTABLES	SCHOOL SIZE (GFA m ²)	SITE SIZE (ha)
FOLEY	55.5	58	112	50	0	1,362	1.01
GUARDIAN ANGELS	69	81	178	39	0	1,237	0.4
MONSIGNOR LEE	272.5	295	187	146	6	2,073	1.5
NOTRE DAME	437	480	389	112	4	3,781	8.3
ST. BERNARD'S	253	279	213	119	4	2,973	2.83
ORILLIA WEST RIDGE SITE (beyond 2014)	n/a	n/a	450	n/a	n/a	n/a	2.02

* ENROLMENT AS OF October 31, 2008 (FTE)

**SBE 1,873 m² without Additions

GFA = Gross Floor Area: the measure of the size of the building in square metres

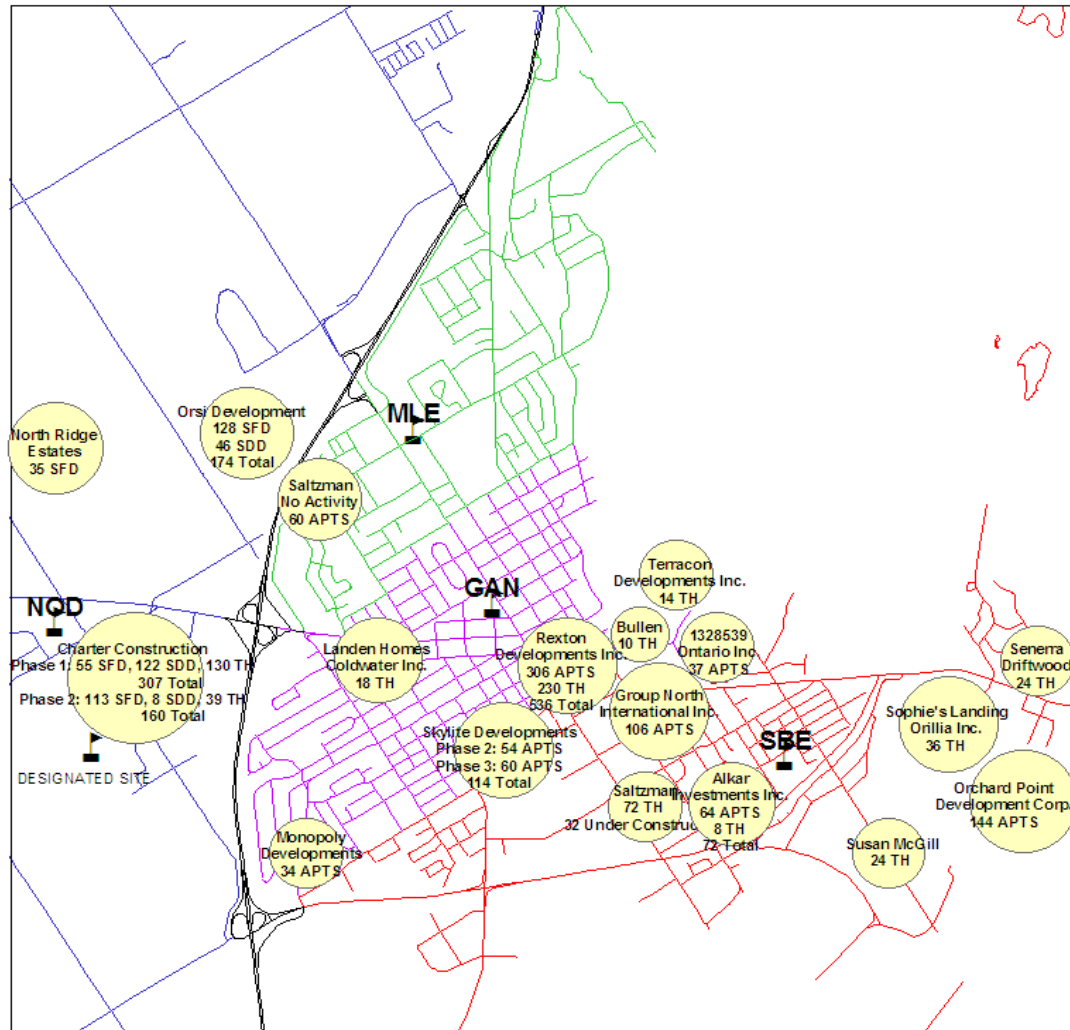
PART II: MUNICIPAL DEVELOPMENT IMPACTS

- ✓ **CITY OF ORILLIA**
- ✓ **TOWNSHIP OF ORO-MEDONTE**
- ✓ **TOWNSHIP OF RAMARA**
- ✓ **TOWNSHIP OF SEVERN**




ORILLIA MUNICIPAL DEVELOPMENT


LOCATIONS OF DEVELOPMENT IN ORILLIA




Legend

- Roads
- GAN Boundary
- MLE Boundary
- NOD Boundary
- SBE Boundary
- 🏫 Elementary School


 SIMCOE MUSKOKA CATHOLIC DISTRICT SCHOOL BOARD



Locations of Development in Orillia
Updated as of: March 10, 2009


 LINC
 LOCAL INCOME CENTRE

This map was prepared by the Simcoe Muskoka Catholic District School Board for the purpose of providing information to the public. It is not intended to be used for any other purpose. The Board is not responsible for any errors or omissions. For more information, please contact the Board at (705) 226-1200.

Pupil Accommodation Review



Orillia

CITY OF ORILLIA:

- approximately 244 residential building permits issued during the 2007-2008 school year ending in August;
- approximately 132 residential building permits issued during the 2006-2007 school year



TOWNSHIP OF ORO-MEDONTE:

- approximately 49 residential building permits issued during the 2007-2008 school year ending in August;
- approximately 53 residential building permits issued during the 2006-2007 school year



Pupil Accommodation Review



Orillia

TOWNSHIP of RAMARA:

- approximately 32 residential building permits issued during the 2007-2008 school year ending in August;
- approximately 45 residential building permits issued during the 2006-2007 school year;



TOWNSHIP OF SEVERN:

- approximately 49 residential building permits issued during the 2007-2008 school year ending in August,
- approximately 39 residential building permits issued during the 2006-2007;



BUILDING PERMIT ACTIVITY

BUILDING PERMIT COMPARISON BETWEEN PROJECTED & ACTUAL, 2003-2008

Municipality	Projected Permits 2003/2008	Actual 2003/ 2008	Actual vs Projected %	Actual Average Permits per Year
City of Orillia	1,037	841	81%	168
Township of Oro-Medonte	700	551	79%	110
Township of Ramara	345	306	89%	61
Township of Severn	485	351	72%	70



Enrolment Projections take into consideration the enrolment needs of both the Existing Community and New Development.

**EXISTING
COMMUNITY**

+

**REQUIREMENTS OF
NEW DEVELOPMENT**

=

**ENROLMENT
PROJECTIONS**

(Historical Retention of Students + Forecast of Preschool Age children)

(Projected Residential Units X Average Pupil Yield)



PART III: ENROLMENT STATISTICS

- ✓ HISTORICAL ENROLMENTS
- ✓ CURRENT ENROLMENTS
- ✓ PROJECTED ENROLMENTS



PART III: ENROLMENT STATISTICS

WHAT IS FD45?

FD45 refers to Full Day 4 & 5 YEAR OLDS (JK/SK).

This is a program the Ministry of Education is considering implementing for 2010 & beyond. It refers to a full day program for JK/SK students. The Ministry is allowing Boards to consider FD45 enrolments for capital planning purposes, however, as it is not yet mandated, we are providing you enrolment information with & without FD45.



SCHOOL PROJECTIONS – with FD45

EXISTING SCHOOL	Current 2008/09	2 Year 2010/11	5 Year 2013/14	10 Year 2018/19	14 Year 2022/23
FOLEY	62	68	77	86	92
GUARDIAN ANGELS	67	77	85	85	90
MONSIGNOR LEE	271	308	307	302	318
NOTRE DAME	407	471	511	564	611
ST. BERNARD'S	248	272	266	286	298
FUTURE WEST RIDGE SITE	<i>450 pp size; projected purchase 2014 projected construction 2016.</i>				

* Enrolment projections presented as ADE based on current Education Development Charge (EDC) Background Study

* Enrolments used for Capital Plan Priority Listing

* Enrolments as of 2010 includes a full day, every day program for JK/SK as per Ministry (FD45)

SCHOOL PROJECTIONS – without FD45

15 YEAR PROJECTIONS

EXISTING SCHOOL	Current 2008/09	2 Year 2010/11	5 Year 2013/14	10 Year 2018/19	14 Year 2022/23
FOLEY	62	62	70	78	83
GUARDIAN ANGELS	67	64	72	72	75
MONSIGNOR LEE	271	290	287	282	295
NOTRE DAME	407	430	469	514	554
ST. BERNARD'S	248	257	250	269	269
FUTURE WEST RIDGE SITE	<i>450 pp size; projected purchase 2014; projected construction 2016.</i>				

* Enrolment projections presented as ADE

ENROLMENT & CAPACITY

- With FD45 -

School	Current 2008/09	% Utilization	2 Year 2010/11	% Utilization	5 Year 2013/14	% Utilization	10 Year 2018/19	% Utilization	14 Year 2022/23	% Utilization	Capacity of school
GAN	67.00	38%	77.00	43%	85.00	48%	85.00	48%	90.00	51%	178
MLE	271.00	145%	308.00	165%	307.00	164%	302.00	161%	318.00	170%	187
SBE	248.00	116%	272.00	128%	266.00	125%	286.00	134%	298.00	140%	213
FOL	62.00	55%	68.00	61%	77.00	69%	86.00	77%	92.00	82%	112
NOD	407.00	105%	471.00	121%	511.00	131%	564.00	145%	611.00	157%	389
SUMMARY	1055.00	98%	1196.00	111%	1246.00	115%	1323.00	123%	1409.00	131%	1079.00

NOTES:

Enrolment projections in ADE based on current EDC Background Study & used for the Capital Plan Priority Listing

Projections based on Full Day JK/SK after 2010

The program is contingent on Ministry approval



IPAR Pupil Accommodation Review



Orillia

ENROLMENT & CAPACITY

- Without FD45 -

School	Current 2008/09	% Utilization	2 Year 2010/11	% Utilization	5 Year 2013/14	% Utilization	10 Year 2018/19	% Utilization	14 Year 2022/23	% Utilization	Capacity of school
GAN	67.00	38%	64.00	36%	72.00	40%	72.00	40%	75.00	42%	178
MLE	271.00	145%	290.00	155%	287.00	153%	282.00	151%	295.00	158%	187
SBE	248.00	116%	257.00	121%	250.00	117%	269.00	126%	269.00	126%	213
FOL	62.00	55%	62.00	55%	70.00	63%	78.00	70%	83.00	74%	112
NOD	407.00	105%	430.00	111%	469.00	121%	514.00	132%	554.00	142%	389
SUMMARY	1055.00	98%	1103.00	102%	1148.00	106%	1215.00	113%	1276.00	118%	1079.00

NOTES:

Enrolment projections in ADE

Projections DO NOT INCLUDE Full Day JK/SK after 2010



SIMCOE MUSKOKA CATHOLIC
DISTRICT SCHOOL BOARD

HISTORICAL, CURRENT & PROJECTED ENROLMENTS OCTOBER 31ST (FTE) (with FD45)

Guardian Angels	JK	SK	1	2	3	4	5	6	7	8	TOTAL FTE	School Capacity	% Capacity
Historical October 31, 2003	9.50	9.50	25.00	16.00	18.00	28.00	0.00	0.00	0.00	0.00	106.00	178	60%
Current October 31, 2008	6.00	6.00	12.00	12.00	13.00	20.00	0.00	0.00	0.00	0.00	69.00	178	39%
Projected October 31, 2012	12.00	14.00	15.00	15.00	14.00	13.00	0.00	0.00	0.00	0.00	83.00	178	47%

Monsignor Lee	JK	SK	1	2	3	4	5	6	7	8	TOTAL FTE	School Capacity	% Capacity
Historical October 31, 2003	11.00	11.50	24.00	22.00	26.00	31.00	56.00	63.00	54.00	76.00	374.50	187	200%
Current October 31, 2008	10.00	12.50	16.00	16.00	25.00	25.00	45.00	45.00	32.00	46.00	272.50	187	146%
Projected October 31, 2012	19.00	20.00	19.00	21.00	24.00	34.00	37.00	35.00	48.00	45.00	302.00	187	161%

Notre Dame	JK	SK	1	2	3	4	5	6	7	8	TOTAL FTE	School Capacity	% Capacity
Historical October 31, 2003	14.00	16.50	47.00	39.00	47.00	47.00	44.00	56.00	52.00	61.00	423.50	389	109%
Current October 31, 2008	15.50	27.50	53.00	41.00	53.00	43.00	39.00	55.00	56.00	54.00	437.00	389	112%
Projected October 31, 2012	40.00	43.00	48.00	50.00	52.00	51.00	56.00	46.00	60.00	49.00	495.00	389	127%

St. Bernard's	JK	SK	1	2	3	4	5	6	7	8	TOTAL FTE	School Capacity	% Capacity
Historical October 31, 2003	12.50	19.00	20.00	37.00	27.00	29.00	33.00	32.00	40.00	36.00	285.50	213	134%
Current October 31, 2008	12.50	13.50	22.00	32.00	21.00	26.00	41.00	26.00	35.00	24.00	253.00	213	119%
Projected October 31, 2012	24.00	26.00	27.00	27.00	25.00	28.00	22.00	36.00	22.00	28.00	265.00	213	124%

Foley	JK	SK	1	2	3	4	5	6	7	8	TOTAL FTE	School Capacity	% Capacity
Historical October 31, 2003	2.00	0.50	8.00	15.00	9.00	11.00	10.00	11.00	6.00	11.00	83.50	112	75%
Current October 31, 2008	1.50	1.00	7.00	1.00	8.00	4.00	4.00	10.00	14.00	5.00	55.50	112	50%
Projected October 31, 2012	6.00	7.00	8.00	8.00	8.00	6.00	11.00	3.00	10.00	6.00	73.00	112	65%

HISTORICAL, CURRENT & PROJECTED ENROLMENTS OCTOBER 31ST (FTE) (without FD45)

Guardian Angels	JK	SK	1	2	3	4	5	6	7	8	TOTAL FTE	School Capacity	% Capacity
Historical October 31, 2003	9.50	9.50	25.00	16.00	18.00	28.00	0.00	0.00	0.00	0.00	106.00	178	60%
Current October 31, 2008	6.00	6.00	12.00	12.00	13.00	20.00	0.00	0.00	0.00	0.00	69.00	178	39%
Projected October 31, 2012	6.00	7.00	15.00	15.00	14.00	13.00	0.00	0.00	0.00	0.00	70.00	178	39%

Monsignor Lee	JK	SK	1	2	3	4	5	6	7	8	TOTAL FTE	School Capacity	% Capacity
Historical October 31, 2003	11.00	11.50	24.00	22.00	26.00	31.00	56.00	63.00	54.00	76.00	374.50	187	200%
Current October 31, 2008	10.00	12.50	16.00	16.00	25.00	25.00	45.00	45.00	32.00	46.00	272.50	187	146%
Projected October 31, 2012	9.50	10.00	19.00	21.00	24.00	34.00	37.00	35.00	48.00	45.00	282.50	187	151%

Notre Dame	JK	SK	1	2	3	4	5	6	7	8	TOTAL FTE	School Capacity	% Capacity
Historical October 31, 2003	14.00	16.50	47.00	39.00	47.00	47.00	44.00	56.00	52.00	61.00	423.50	389	109%
Current October 31, 2008	15.50	27.50	53.00	41.00	53.00	43.00	39.00	55.00	56.00	54.00	437.00	389	112%
Projected October 31, 2012	20.00	21.50	48.00	50.00	52.00	51.00	56.00	46.00	60.00	49.00	453.50	389	117%

St. Bernard's	JK	SK	1	2	3	4	5	6	7	8	TOTAL FTE	School Capacity	% Capacity
Historical October 31, 2003	12.50	19.00	20.00	37.00	27.00	29.00	33.00	32.00	40.00	36.00	285.50	213	134%
Current October 31, 2008	12.50	13.50	22.00	32.00	21.00	26.00	41.00	26.00	35.00	24.00	253.00	213	119%
Projected October 31, 2012	12.00	13.00	27.00	27.00	25.00	28.00	22.00	36.00	22.00	28.00	240.00	213	113%

Foley	JK	SK	1	2	3	4	5	6	7	8	TOTAL FTE	School Capacity	% Capacity
Historical October 31, 2003	2.00	0.50	8.00	15.00	9.00	11.00	10.00	11.00	6.00	11.00	83.50	112	75%
Current October 31, 2008	1.50	1.00	7.00	1.00	8.00	4.00	4.00	10.00	14.00	5.00	55.50	112	50%
Projected October 31, 2012	3.00	3.50	8.00	8.00	8.00	6.00	11.00	3.00	10.00	6.00	66.50	112	59%

PART IV: FINANCIAL INFORMATION

- ✓ **Financial information allows us to understand costs associated with School Operations, Administration, Transportation, and Building (ie. New capital & retrofit) for the schools in this particular review area as compared to the average cost experience for the Board.**
- ✓ **The financial information & implications are an important considerations in assessing the Accommodation Options.**
- ✓ **Costs associated for teaching staff are not factored into our analysis.**



FINANCIAL INFORMATION

-School Administration-

SCHOOL	Funding Grants	Expenditures	TOTAL Grants Less Expenditures	PER PUPIL Grants Less Expenditures
GAN	\$ 156,757	\$ 168,718	\$ -11,961	\$ -148
MLE	\$ 178,421	\$ 167,021	\$ 11,401	\$ 38
SBE	\$ 165,986	\$ 164,472	\$ 1,514	\$ 5
FOL	\$ 156,757	\$ 165,483	\$ - 8,726	\$ -145
NOD	\$ 237,713	\$ 242,379	\$ -4,666	\$ -10
BOARD TOTAL	\$ 13,901,789	\$ 13,721,440	\$ - 180,349	\$ -9

Note: Data provided by the SMCD SB Finance Department

FINANCIAL INFORMATION

-School Operations-

SCHOOLS	Funding Grants	Expenditures	TOTAL Grants Less Expenditures	PER PUPIL Grants Less Expenditures	Size of School Building (GFA m2)
GAN	\$ 105,211	\$ 118,067	\$ -12,855	\$ -159	1,237
MLE	\$ 137,813	\$ 161,403	\$ -23,590	\$ -79	2,073
SBE	\$ 197,645	\$ 150,144	\$ 47,501	\$ 169	2,973
FOL	\$ 119,242	\$ 102,015	\$ 17,227	\$ 287	1,362
NOD	\$ 251,361	\$ 226,044	\$ 25,317	\$ 53	3,781
ORILLIA TOTAL	\$ 811,272	\$ 757,672	\$ 53,600	\$ 45	11,426

Note: Data provided by the SMCDSB Finance Department

Expenditures excluding management, maintenance, & overhead costs

GFA = Gross Floor Area: the measure of the size of the building in square metres

GFA information provided as it relates to calculating operational funding grants

FINANCIAL INFORMATION

-School Transportation-

SCHOOL	Funding Grants	Expenditures	TOTAL Grants Less Expenditures	PER PUPIL Grants Less Expenditures
GAN	\$ 38,518	\$ 45,704	\$ -7,186	\$ -89
MLE	\$ 152,118	\$ 159,094	\$ -6,976	\$ -23
SBE	\$ 141,232	\$ 196,328	\$ -55,096	\$ -196
FOL	\$ 30,982	\$ 71,570	\$ -40,588	\$ -676
NOD	\$ 243,947	\$ 421,582	\$ -177,636	\$ -370
ORILLIA TOTAL	\$ 606,796	\$ 894,278	\$ -287,482	\$ -240
BOARD TOTAL	\$ 11,722,539	\$ 11,877,639	\$ -155,100	\$ -7

Note: Data provided by Transportation Consortium & Finance Board Total expenditures is excluding fuel supplement

FINANCIAL INFORMATION

-Building Costs-

	A	B	C
SCHOOLS	Building Retrofit Costs	Building Replacement Costs	Facility Condition Index
GAN	\$ 2,214,000	\$ 2,796,754	79.16%
MLE	\$ 2,681,957	\$ 2,925,835	91.66%
SBE	\$ 3,763,000	\$ 3,284,393	114.57%
FOL	\$ 145,805	\$ 444,193	N/A
NOD	\$ 291,984	\$ 573,448	N/A
ORILLIA TOTAL	\$ 9,096,746	\$ 10,024,623	95.13% (Avg)
BOARD TOTAL	\$ 71,610,573	\$ 308,562,242	23.21% (Avg)

Note: Facility Cost Index (FCI) Calculation: A divided by B = C %

FINANCIAL INFORMATION -Building Costs-

$$\frac{\text{A Retrofit Costs}}{\text{B Replacement Costs}} = \text{C Facility Condition Index}$$

Facility Cost Index (FCI)
Calculation: A divided by B = C %

FCI of 65% or higher is the Ministry threshold for Prohibitive to Repair (PTR) projects

Data from Facility Condition Reports updated fall 2008



SITE & CAPITAL FUNDING OPPORTUNITIES

- **Site purchases can be made by the Board from the following revenue sources:**
 - **From within their existing land holdings;**
 - **Using the proceeds from the sale of surplus property;**
 - **Education Development Charges**
(Net Growth related sites are eligible, however others have to be funded elsewhere)



Pupil **A**ccommodation **R**evue **Orillia**

ELIGIBLE CAPITAL FUNDING OPPORTUNITIES

- **Prohibitive to Repair (PTR)**
 - Possible funding source for this community
 - Based on FCI of existing schools
 - Request for PTR funding by SMCDSB waiting on review by Ministry & decisions
- **Primary Class Size**
 - Possible funding source for this community
 - Based on Ministry Allocations



CRITERIA FOR EVALUATING ACCOMMODATION PLANS

- ✓ **CONSIDER ISSUES IDENTIFIED IN THE INITIAL BOARD REPORT**
- ✓ **CONSIDER DRAFT SCHOOL-SPECIFIC VALUATION REPORTS**
- ✓ **CONSIDER KEY IMPACTS TO SCHOOLS RELATED TO THE VALUATION REPORTS**
- ✓ **CONSIDER ACCOMMODATION OPTIONS THAT COULD ADDRESS THESE IMPACTS**



PART V: (refer to handout)

✓ IMPACT TO LEARNING

✓ IMPACT TO FACILITY & OPERATION

✓ IMPACT ON ENROLMENT & CAPACITY

✓ IMPACT ON SAFETY



IMPACTS TO LEARNING

Considerations:

- Split grades
- Specialty programs (ie. music)
- Computers
- Playing fields
- Green space
- Air conditioning
- Mechanical ventilation
- Extra curricular programming
- EQAO



IMPACTS TO LEARNING-EQAO

Schools	EQAO Test Results compared to Board Average					
	Gr.3 Reading	Gr.3 Writing	Gr.3 Math	Gr.6 Reading	Gr.6 Writing	Gr.6 Math
GAN	-8	-7	-15	n/a	n/a	n/a
MLE	-9	-9	-8	3	-1	1
SBE	9	-13	-5	0	2	-16
FOL	n/a	n/a	n/a	n/a	n/a	n/a
NOD	1	7	6	-7	-8	3
Board Avg.	61%	65%	68%	68%	69%	60%

IMPACTS TO FACILITY & OPERATION

Considerations:

- School Site Size
- Barrier Free
- Special Needs
- Elevator
- Furniture & Equipment
- General Purpose Room / Stage
- Retrofit Costs
- Replacement Costs
- Facility Condition Index (FCI)



IMPACTS TO FACILITY & OPERATION

Cost Considerations:

- Operation Costs
- Administration Costs
- Transportation Costs



IMPACTS TO FACILITY & OPERATION

Schools	Grants Less Expenses PER PUPIL COSTS		
	Operation	Administration	Transportation
GAN	\$ -159	\$ -148	\$ -89
MLE	\$ -79	\$ 38	\$ -23
SBE	\$ 169	\$ 5	\$ -196
FOL	\$ 287	\$ -145	\$ -676
NOD	\$ 53	\$ -10	\$ -370
BOARD AVERAGE	\$ 45	\$ -9	\$ -7



IMPACTS ON ENROLMENT & CAPACITY

Considerations:

- Current Enrolment
- Projected Enrolment
- Capacity of each school
- Utilization Rate (% capacity of school)



IMPACTS ON SAFETY

Considerations:

- Safety Issues to Facility or Site
- Safe Route for Pedestrian & Vehicular Traffic
on or off site
- Vandalism & Record of Incidences



Policy LE-14: APPENDIX #2

7. What bussing would be required under the proposed organization? If there are increased bussing costs, can these be offset by reduced operating and administrative resource costs?
8. What are the financial benefits of the proposed school organization that would enable the Board to maintain or improve the student learning environment? Would the operation of the proposed school organization be supported by the funding guidelines of the funding model or are there other sustainable sources of revenue to support the operation of this organization?
9. What are the capital requirements of the proposed school organization be in terms of renewal, additions, new schools or program enhancements? Would they be supported by the funding guidelines of the funding model or are there other sustainable sources of revenue to support the capital requirements, such as the shared use of a building or site?



Policy LE-14: APPENDIX #2

10. Do alternative organizations of all or some of the schools offer better long term opportunities to provide quality educational services and accommodation for students within current fiscal realities?
11. What effects would the proposed organization have on community activities of social, educational, cultural or recreational nature?
12. What are the possible alternative uses for any building recommended for consolidation or closure?



ALTERNATE ACCOMMODATION PLANS

- **Alternate Accommodation Plans were identified as part of the PAR 1st Public Meeting as per Section 2.7 of our Pupil Accommodation Review Policy LE-14.**
- **The Alternate Accommodation Plans included;**
 - **Suggestions as to where the students could be accommodated**
 - **What changes to existing facilities might be required**
 - **What programs could be available to the students**
 - **Any associated transportation requirements**



ALTERNATE ACCOMMODATION PLANS

In Consideration of;

- 1. The draft School-Specific Valuation Reports;**
- 2. The Impacts to;**

- ✓ Learning**
- ✓ Facility & Operation**
- ✓ Enrolment & Capacity**
- ✓ Safety**

The PAC is now seeking Community Input on the following Accommodation Options;



ALTERNATE ACCOMMODATION PLANS

- **OPTION 1: REPLACE/REBUILD MLE, GAN, & SBE ON EXISTING SITES**
 - **STATUS QUO FOR FOL & NOD SCHOOL BUILDINGS**
- **OPTION 2: REPLACE/REBUILD SBE ON EXISTING SITE**
 - **CLOSE GAN**
 - **REPLACE/REBUILD ON EXISTING MLE SITE & CONSOLIDATE GAN & MLE COMMUNITIES**
 - **STATUS QUO FOR FOL & NOD SCHOOL BUILDINGS**
- **OPTION 3: REPLACE/REBUILD SBE ON EXISTING SITE**
 - **CLOSE GAN**
 - **CLOSE MLE**
 - **BUILD NEW SCHOOL ON ALTERNATE SITE & CONSOLIDATE MLE & GAN SCHOOL COMMUNITIES**
 - **STATUS QUO FOR FOL & NOD SCHOOL BUILDINGS**



ALTERNATE ACCOMMODATION PLANS

OPTION 1: REPLACE / REBUILD MLE, GAN, & SBE ON EXISTING SITES STATUS QUO FOR FOL & NOD SCHOOL BUILDINGS

SCHOOL	ACADEMIC PROGRAM	SCHOOL CAPACITY	ENROLMENT (Bodies)	NEW SCHOOL CAPACITY	OPTION EXAMPLES	OPTION SUGGESTIONS
MLE	JK - Gr.8	187	295	187	Replace MLE (187 pp) at existing site	students accommodated in replacement facility; no change in academic programming; no change in transportation requirements
GAN	JK - Gr.4	178	81	178	Replace GAN (178 pp) at existing site	
SBE	JK - Gr.8	213	279	213	Replace SBE (213 pp) at existing site	
NOD	JK - Gr.8	389	480	389	may be impacted by boundary review considerations	status quo for school building
FOL	JK - Gr.8	112	58	112		

OPTION 2: REPLACE / REBUILD SBE ON EXISTING SITE**CLOSE GAN****REPLACE / REBUILD ON EXISTING MLE SITE & CONSOLIDATE GAN & MLE COMMUNITIES****STATUS QUO FOR FOL & NOD SCHOOL BUILDINGS**

SCHOOL	ACADEMIC PROGRAM	SCHOOL CAPACITY	ENROLMENT (Bodies)	NEW SCHOOL CAPACITY	OPTION EXAMPLES	OPTION SUGGESTIONS
MLE	JK - Gr.8	187	295	350	Replace MLE-PTR portion (350 pp) at existing site	students accommodated in MLE consolidated facility; consistency in JK-8 programming within Orillia Catholic schools; no change in transportation
GAN	JK - Gr.4	178	81	0	Close School & Consolidate school community with MLE	
SBE	JK - Gr.8	213	279	350	Replace SBE (350 pp) at existing site	students accommodated in replacement facility; no change in academic programming; no change in transportation
NOD	JK - Gr.8	389	480	389	may be impacted by boundary review considerations	pursue acquisition of West Ridge site for future accommodation needs sooner than projected
FOL	JK - Gr.8	112	58	112		status quo for school building

OPTION 3: REPLACE / REBUILD SBE ON EXISTING SITE

CLOSE GAN

CLOSE MLE

BUILD NEW SCHOOL ON ALTERNATE SITE & CONSOLIDATE GAN & MLE SCHOOL COMMUNITIES

STATUS QUO FOR FOL & NOD SCHOOL BUILDINGS

SCHOOL	ACADEMIC PROGRAM	SCHOOL CAPACITY	ENROLMENT (Bodies)	NEW SCHOOL CAPACITY	OPTION EXAMPLES	OPTION SUGGESTIONS
MLE	JK - Gr.8	187	295	350	Replace MLE-PTR portion (350 pp) on alternate site	MLE & GAN students accommodated at new consolidated facility; consistency in JK-8 programming within Orillia Catholic schools; no change in transportation
GAN	JK - Gr.4	178	81	0	Close School & Consolidate school community with MLE	
SBE	JK - Gr.8	213	279	350	Replace SBE (350 pp) at existing site	students accommodated in replacement facility; no change in academic programming; no change in transportation
NOD	JK - Gr.8	389	480	389	may be impacted by boundary review considerations	pursue acquisition of West Ridge site for future accommodation needs sooner than projected
FOL	JK - Gr.8	112	58	112		status quo for school building

COMMUNITY INPUT? QUESTIONS?

NEXT STEPS

- 4th Public Meeting = April 27, 2009 @ St. Bernard's**
- **Presentation of draft School Valuation Report & Recommendations**
 - **Receive community input**

